



# Revolutionizing the Wireless Industry

## *Wireless Phone Audit*

**Wholesale plans up to 15% Less than major carriers!**

### Audit 5ZWhNkiv

**Step 1** Download Wireless copy from the supplier's website (.PDF Electronic Version)

**Step 2** Download Contract End Date Report from the Supplier's website. (Excel)

**Step 3** Send both documents to  
wireless@nationalutilityltd.com



### Finally, Verizon + At&t + Sprint Together on one Plan..

Approximately, 80% of commercial cellular customers are being overcharged! Recently, the major cellular carriers came to terms with select telecommunication wholesalers to sell commercial cellular service on their network. As a wholesaler, not only are they able to deliver the same service on the most reliable networks in the nation, but their purchasing power allows them to provide deeper discounts.

**Rate comparisons are produced in  
48 hours with just one bill copy!**

### Need an online log in?

Quickly Register at:

#### Verizon

Go to: [mbss.verizonwireless.com/tbmb/onlineEnrollShow.do](http://mbss.verizonwireless.com/tbmb/onlineEnrollShow.do)

#### Sprint

Go to: [mysprint.sprint.com/mysprint/pages/sl/common/createProfile.jsp](http://mysprint.sprint.com/mysprint/pages/sl/common/createProfile.jsp)

(Then Click Register at the bottom of the page)

#### AT&T

Go to: [wireless.att.com/businesscare/registration/index.jsp](http://wireless.att.com/businesscare/registration/index.jsp)

### Benefits

- Same reliable networks
- Keep the same phones
- Unlimited calling to any carrier
- Enhanced Customer Service
- Monthly Optimization
- Lower monthly charges

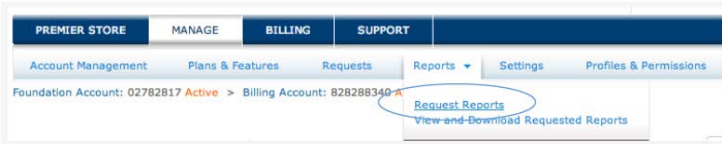
**No Risks. No Obligations.  
Under Agreement? We'll negotiate to buy it out!**



# HOW TO PULL CONTRACT END DATES

## AT&T

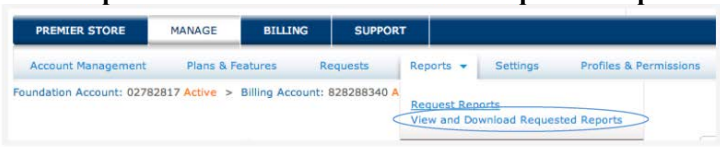
1. Go to: <https://www.wireless.att.com/business/>
2. Sign in Using AT&T user name and password
3. Hover over **"Reports"** on white menu under **"Manage."** Click **"Request Reports"**



4. In the "Reports" table, click on "Expanded Wireless User Inventory Report"

Report Name	Description
Basic Wireless User Inventory Report	This report provides basic wireless inventory information for... >More
<b>Expanded Wireless User Inventory Report</b>	Run this report for all wireless users on a single foundation... >More

5. Select file format (Excel), click **"Continue"**
6. On the next screen, name the file and click **"Continue"**
7. Verify information and click **"Request Report"**
8. After you receive an email notification that the report is complete(a few hours) sign back in
9. Hover over **"Reports"** and click **"View/Download Requested Reports"**



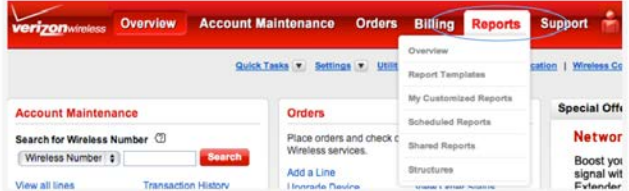
10. Find your **"Expanded Wireless User Inventory Report"** click **"download"** and save spreadsheet

## Sprint

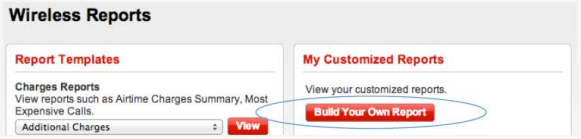
Contact your Sprint representative for Contract End Dates

## Verizon

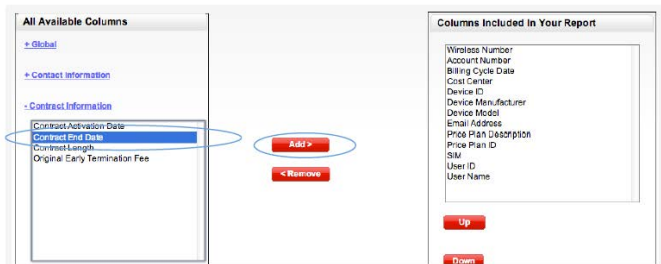
1. Go to: <https://b2b.verizonwireless.com>
2. Sign in using Verizon username and password
3. Click on **"Reports"** on top red header



4. Click **"Build your Own Report"** button under "My customized Reports" section.



5. Under **"All available Columns"** on left, click **"+Contract Information"** to expand. Click **"Contract End Date"** to highlight row and click **"add"** button to move it to the right. Click **"Submit"** at the bottom of the page.



6. Pull down "Select Actions" Click **"Download to CSV"** and save.

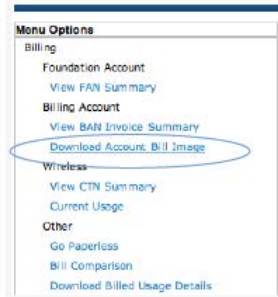
# HOW TO RETRIEVE ONLINE BILLS

## AT&T

1. Go to: <https://www.wireless.att.com/business/>
2. Sign in Using AT&T user name and password
3. Click **"Billing"** on top blue header



4. Under **"Menu Options"** on the left side of the page, click **"Download Account Bill Image"**

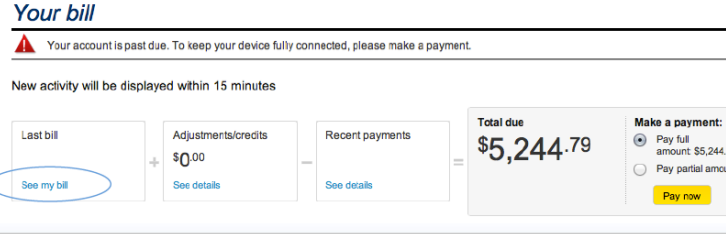


5. In pop-up window, select **"Account Billing Image with Usage Details"** and click **"Download Bill Image PDF"**



## Sprint

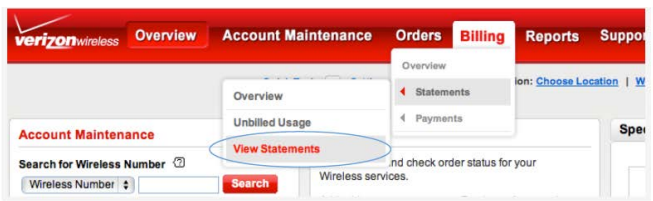
1. Go to: [www.sprint.com/index\\_b.html](http://www.sprint.com/index_b.html)
2. Sign in Using Sprint user name and password
3. Scroll down to **"Your bill"** section. Click on See my bill, **"Last bill"**



4. Click **"Printer Friendly Version (PDF)"** on top right side of Monthly invoice summary to download bill

## Verizon

1. Go to: <https://b2b.verizonwireless.com/>
2. Sign in using Verizon user name and password
3. Hover over **"billing"** on top header, then hover over **"Statements"** and click **"View Statements"**



4. Click **"Download"** on top right side of Billing Account Summary page to download

